



INSTANT SHADE
UMBRELLAS

OWNER MANUAL



GREENWICH UMBRELLA

www.instantshadeumbrellas.com.au

INFORMATION & CARE INSTRUCTIONS

Your Instant Shade Umbrella is principally intended for use in low to moderate wind conditions and will provide you with many hours of protection from the sun and light rain. You will get maximum benefit from your umbrella when you use it in accordance with our instructions and in the weather conditions for which it was designed.

WIND DAMAGE

Any and all umbrella damages that result from wind, careless use, or weather-related conditions are not covered under warranty.

Please retain your Tax Invoice as proof of purchase for Warranty purposes.

- 1 To open your Greenwich umbrella, first partially spread apart all canopy arms with your hands. Find the cord and gently pull down. If you encounter any resistance, spread the canopy arms out some more then try pulling down on the cord again.
- 2 Pull the cord down until the central hub passes the holes in the mast. Place the pin in one of the holes to secure the umbrella open. You do not need to reach the top holes, place the pin in the highest hole you can easily reach while maintaining good tension in the canopy.
- 3 To close the umbrella, pull down on the cord gently to lift the central hub slightly. Pull out the pin while still holding the cord, then use the cord to gently lower the umbrella down. Do not allow the umbrella to drop in an uncontrolled fashion, especially if furniture is nearby.
- 4 Do not leave the umbrella open when unattended.
- 5 The umbrella should be closed in adverse weather conditions.
- 6 Always secure your umbrella to an appropriate base.
- 7 If using a mobile base, ensure enough weight is applied to the base eg. sand bags or weight bags (taking into account the weather conditions).
- 8 Any modifications to your umbrella, except those made by an authorised Instant Shade Umbrellas agent, may invalidate the warranty.
- 9 Please hose the frame with water periodically (more frequently if your umbrella is in a salty or industrial environment).
- 10 The canopy can be washed with warm soapy water to remove marks.
- 11 Do not use bleach based detergents to clean the canopy.
- 12 Make sure the umbrella is dry and clean prior to storing it away for extended periods of time to prevent mould from developing.
- 13 Inspect the installation fitting/base on a regular basis and tighten as necessary.

CANOPY FOLDING INSTRUCTIONS

Be careful when closing the umbrella to ensure that the canopy does not get caught or “pinched” by the umbrella arms. This is particularly important before storing the umbrella away for extended periods of time or if the umbrella is to be laid horizontally for storage. Wear and tear caused by “pinching” of the fabric by the umbrella framework is not covered by the warranty.

Please fold the canopy as per the steps below to ensure the umbrella canopy does not get “pinched” by the umbrella framework:



1
Pull out two side by side panels of canopy and then push the two corners together

2
Tightly roll these two panels together all the way to the end of the panel

3
Fold the remaining panels over this roll - one by one alternating from each side

4
While holding your folds, wrap the provided velcro strap around the umbrella tightly

HELPFUL HINTS

#1



Always close and strap your umbrella when not in use

#2



Protective cover recommended to extend life of canopy fabric

#3



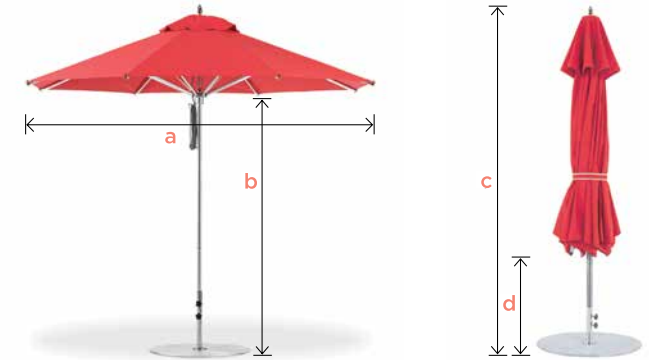
We recommend a heavy base to support the umbrella
(For installation refer to page 6)

#4







When the umbrella is opened, loop the cord neatly around the pin or place it in the cord bag provided

SPECIFICATIONS



* All measurements are rounded and are subject to change.

Dimensions of open umbrella

	 2m Sq	 3.2m Oct	 3m Sq	 3.4m x 2.5m Rect
a: Width of canopy	200 x 200cm	*320cm ø	300 x 300cm	340cm x 250cm
b: Canopy edge height	193cm	208cm	221cm	218cm
Canopy shade area	4 sqm	7.2 sqm	9 sqm	8.5 sqm

Dimensions of closed umbrella

c: Height	259cm	274cm	292cm	292cm
d: Closed canopy clearance	106cm	101cm	70cm	70cm

Frame specifications

Mast (outside diameter)	38mm	38mm	50mm	50mm
-------------------------	------	------	------	------

Weight & packaging dimensions

Package dimensions	21 x 21 x 180cm	24 x 24 x 199cm	26 x 29 x 300cm	26 x 29 x 300cm
Box volume	0.08 CBM	0.11 CBM	0.24 CBM	0.24 CBM
Umbrella (unboxed)	8.6kg	13.8kg	18.4kg	17.9kg
Boxed weight	9.9kg	15.6kg	22.6kg	22.1kg

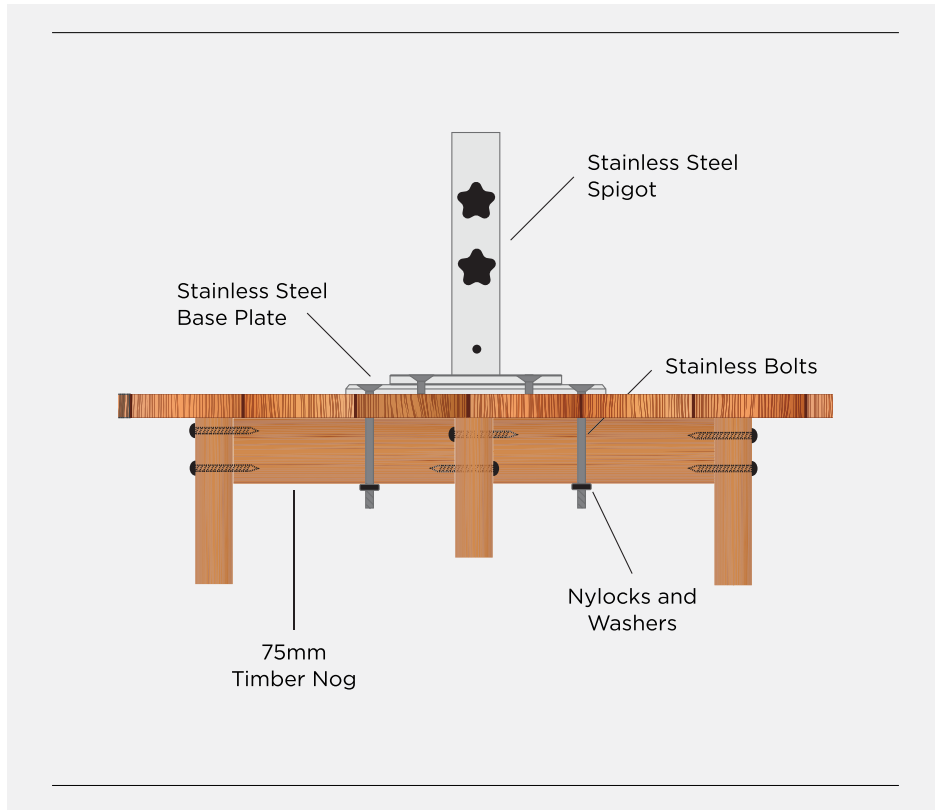
Wind Guidance

Installed wind rating (km/h)	50km/h	50km/h	50km/h	50km/h
Weighted base rating (km/h)	30km/h	30km/h	25km/h	25km/h

INSTALLATION

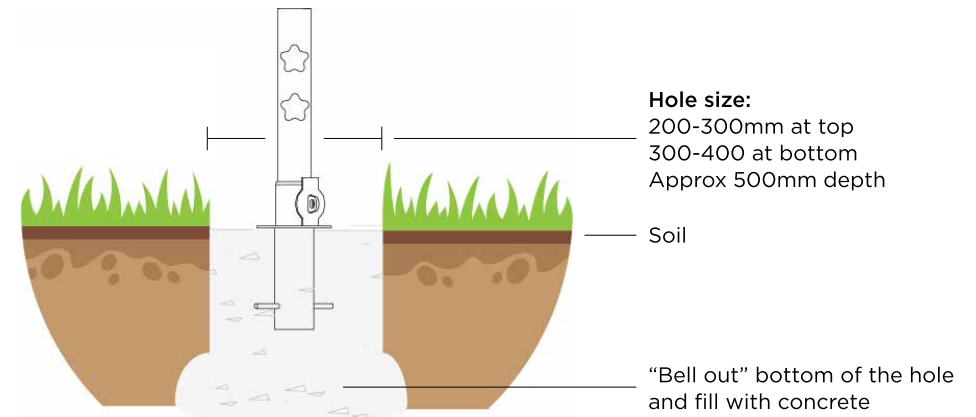
NOTE: Installation accessories required (not included)

TIMBER DECKING

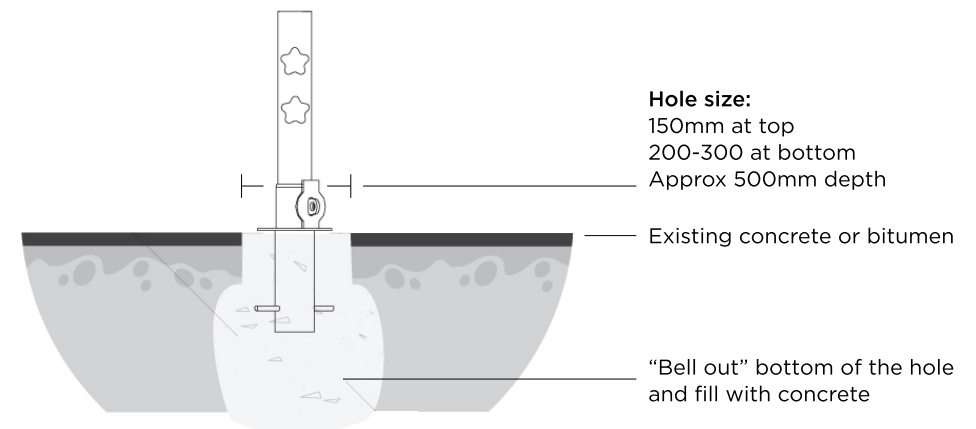


For further information and some handy tips to help you complete your installation have a look at our range of videos at www.instantshadeumbrellas.com.au/videos/

SOIL



CONCRETE SLAB



WARRANTY

The benefits given by this warranty are in addition to all other rights and remedies in respect of the product which the purchaser has under the Trade Practices Act and similar State and Territory laws. Nothing in this warranty will exclude, restrict or modify any conditions, warranty rights or liability implied in this purchase or protected by law where to do so would render this warranty void.

Warranty Periods & FRAME Warranty Conditions - PLEASE READ CAREFULLY

Frame Warranty: Five (5) years for residential and commercial use.

Fading of Acrylic canvas warranty: Ten (10) years for residential use.

Fading of Acrylic canvas warranty: Five (5) years for commercial use.

Fading on Printing warranty: One (1) year.

- 1 The warranty covers manufacturer's faults and defects only.
- 2 The frame warranty covers the umbrella frame and mechanics and internal components. It does not include accessories such as installation fittings.
- 3 The warranty does not cover damage caused by wind or adverse weather conditions, fair wear and tear, accidents, misuse, fire, flood, hail, earthquakes or other natural disasters, or alterations or repairs by any other than an authorised agent of Instant Shade Umbrellas.
- 4 The warranty for all Powder Coat finishes is one (1) year. This warranty includes peeling, flaking, bubbling and significant fading of the powder coating.
- 5 The warranty for all umbrella bases and installation fittings/accessories is one (1) year. This warranty covers manufacturers defects only.
- 6 Rust Disclaimer: Rust is a natural part of the ageing process for steel. Our steel products have rust inhibitors applied but may require maintenance over time. Early signs of rust should be removed and rust proofing agents such as "Gal-Spray" should be applied periodically. The anti-rust warranty for all steel components is one (1) year.
- 7 The umbrella must be used with a suitable base with a suitable amount of weight applied, or be correctly installed with an appropriate installation fitting. If installed, this warranty is valid only for installations made by Instant Shade Umbrellas, or an authorised agent, or if installed by the customer, the installation must be carried out exactly as required in the instructions that are supplied with the umbrella or available on our website.
- 8 In the case of installations, the owner is to ascertain position of all underground pipes and electrical wires and notify the installer of any obstacles. Although all care will be taken, no responsibility can be accepted for any damage during installation.
- 9 Instant Shade Umbrellas or its authorised agent may offer advice, but accepts no responsibility as to the ultimate positioning of the umbrella.
- 10 For rotating umbrellas, this warranty is valid only if the revolving lock is engaged securely at all times, as shown in the operation guidelines provided.
- 11 The warranty is valid only if the umbrella is put up and collapsed as per the instructions in the umbrella manual.
- 12 If the umbrella is to be transported, it must be dismantled and adequately packaged (preferably with canopy and frame wrapped separately) to avoid damage during transit. If damage is incurred as a result of insecure packing, this is outside our warranty provision.

CANVAS Warranty Conditions - PLEASE READ CAREFULLY

- 1 The canvas warranty is a Limited Manufacturer's Warranty, which is passed on by Instant Shade Umbrellas.
- 2 The canvas warranty covers the canopy canvas only. It specifically excludes items such as thread, zips, velcro, webbing and binding used in canopy fabrication. The warranty for these items is one (1) year.
- 3 The canvas warranty covers fading only. This means the canvas will retain a light-fastness rating of 6-8 on a 1-8 scale (ie. No significant fading) for the duration of the warranty period. Colours utilising Red and Yellow pigment (eg. Red, Yellow, Orange, Pink, etc.) will retain a light-fastness rating of 5-7 on a 1-8 scale for the duration of the warranty period.
- 4 The warranty does not apply against any deterioration of any kind due to wind or weather related damage, misuse, burns, negligence, vandalism, perforations or stains due to environmental pollution, and fair wear-and-tear.
- 5 This canvas warranty extends specifically to the replacement of fabric only and excludes the work and installation of others and also excludes other fittings and hardware. Other costs such as re-making a canopy, dismantling, transport, re-erection, travelling costs and consequential loss are excluded from this warranty.
- 6 If the umbrella is to be transported, it must be dismantled and adequately packaged (preferably with canopy and frame wrapped separately) to avoid damage during transit. If canvas damage is incurred as a result of insecure packing, this is outside our warranty provision.
- 7 When closing the umbrella for extended periods of time, the canopy must be folded in such a way as to avoid "pinching" of the canvas in the umbrella ribs/arms. Wear and tear caused by "pinching" of the fabric by the umbrella framework is not covered under the warranty.
- 8 Proper care and cleaning should be taken to ensure the life of outdoor fabrics. For regular care and maintenance, excessive dirt should be brushed from the fabric using a soft brush; the fabric should then be sprayed with warm water (not exceeding 100°F/40°C) and air-dried. Periodically the fabric should undergo a more thorough cleaning. Again, brush the fabric with a soft bristled brush, spray with warm water then apply a gentle natural soap, rinse thoroughly and air-dry.
- 9 The canvas should never be stored or stowed while wet, always ensure fabric is thoroughly dried before storing for extended periods.
- 10 Any early signs of mould and mildew must be removed immediately.

General Warranty Conditions - PLEASE READ CAREFULLY

- 1 The warranty applies to the original purchaser only. Proof of purchase must be provided.
- 2 In the case of repairs to the umbrella being required (regardless of whether the repairs are covered under warranty) the warranty covers the provision of replacement parts only. The cost of labour to install the replacement parts, or transportation to/from Instant Shade Umbrellas for any repairs is to be paid by the claimant.
- 3 This warranty is the only express warranty given by Instant Shade Umbrellas. No person has the authority to change or add to these obligations and liabilities without Instant Shade Umbrellas approval in writing.
- 4 Instant Shade Umbrellas reserves the right to determine whether or not fault is caused by faulty workmanship or material or that any part is defective, and should a warrantable fault be determined, will refinish, repair or replace any part or product at its own discretion.



INSTANT SHADE
UMBRELLAS



GREENWICH UMBRELLA

www.instantshadeumbrellas.com.au