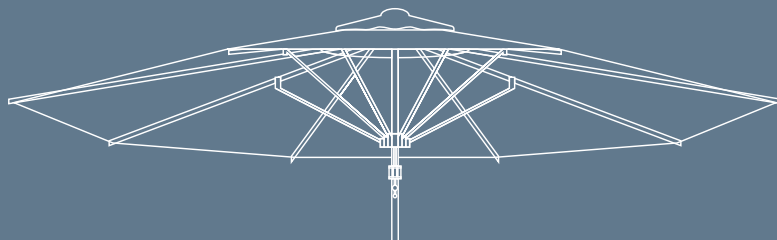




ECLIPSE



10 YEAR
FADE WARRANTY
RESIDENTIAL



5 YEAR
FADE WARRANTY
COMMERCIAL



UV RESISTANT



305 GSM
FABRIC WEIGHT



FADE RESISTANT



PROTECT
80
UV STANDARD
801



WATER REPELLENT



DIRT RESISTANT COATING

FABRIC COLOURS | SOLUTION DYED ACRYLIC CANVAS

STANDARD COLOURS



Natural | R117



Slate | R127



Smoked Tweed | R770

STANDARD ACRYLIC CANVAS

Standard colours are available ex-stock

MADE TO ORDER ACRYLIC CANVAS

Surcharge and additional lead time apply



White | R099



Pearl | R114



Linen | R126



Tan | R100



Yellow | R554



Pumpkin | R185



Orange | R567



Salmon | R105



Red | R176



Vermillion | R182



Burgundy | R177



Chestnut | R104



Jade | R187



Pistachio | R160



Khaki | R162

Please note colours are a guide only, please refer to our swatch book for accuracy.



Forest Green | R102



Teal | R292




Turquoise | R171



Light Blue | R193



Sapphire | R229



Lilly | R110



Steel Blue | R169



Pacific Blue | R172



Sailors Navy | R170



Chocolate | R156



Cadet Grey | R138



Charcoal Grey | R164



Carbon | R150



Black | R103



Red Stripe | R12



Orange Stripe | R5



Yellow Stripe | R55



Teal Stripe | R14



Turquoise Stripe | R11




Blue Stripe | R16



Navy Stripe | R65



Black Stripe | R17



STRIPE FABRIC REPEAT 8CM

Please note colours are a guide only, please refer to our swatch book for accuracy.

UMBRELLA CANVAS CLEANING

Cleaning should be carried out on a bi-monthly basis to keep the umbrella canopy looking it's best. The umbrella canopy can be left on the umbrella frame or remove the canopy from the frame and lay it down on a clean surface for more thorough cleaning. Never store your umbrella away or use the protective cover while the canopy is still wet as mould and mildew may develop.

LIGHT OR GENERAL CLEANING

To clean the umbrella fabric while the canopy is still on the frame, follow these simple steps:

- Use a brush to remove any dust, loose dirt or bird droppings
- Hose down fabric
- Mix up a bleach
- Free soap cleaning solution (eg. dish-washing liquid) in a bucket
- Use a soft bristle brush to scrub the canvas, never use hard bristles as this can damage the fabric
- Rinse thoroughly with fresh water until all the cleaning solution is removed
- Allow the canopy to completely air-dry

INTENSIVE CLEANING FOR STUBBORN STAINS AND MILDEW

Our fabrics have some resistance to mildew, mould and fungus but if allowed to grow it can still develop. Use this cleaning method only as a last resort and apply with care.

- Prepare a solution of 4 liters of water to 1 cup of bleach and mix well
- Allow the mixture to soak into the fabric for 10 minutes
- Blot the fabric with a cloth or sponge in heavily stained spots
- Rinse several times with fresh water until all the cleaning solution is removed
- Allow the canopy to completely air-dry

Note: Do not use the above method for printed umbrella canopies as it may destroy the colour pigments in the print.

HANDY HINTS

- Only use cold water
- Always air-dry fabrics and never use an electric dryer
- Protect the area where you're washing the umbrella canopy as the bleach solution may discolour the umbrella frame, plastic parts, bases or other items nearby
- Bleach may deteriorate other items such as sewing thread, do not use if canopy is 5+ years old
- Protect the environment when using bleach, avoid cleaning near bodies of water and wildlife

STAIN TABLE

Below is a list of stains and their cleaning solutions. This table contains our recommended cleaning methods for our marine fabrics for common stains. For best results, stains should be cleaned as soon as they occur. Set-in stains may require professional cleaning. After cleaning with the below solutions, always rinse fabric thoroughly and air dry.

STAIN	CLEANING SOLUTIONS
Berry	Combine 1/4 cup dishwashing liquid and 1/2 cup - 1 cup white vinegar per 4 liters water.
Bird droppings, tea, coffee, juice, mustard	Combine 1/4 cup dishwashing liquid per 4 liters water.
Beer, vomit	Combine 1/4 cup dishwashing liquid and 1/3 cup white vinegar per 4 liters water.
Tree sap, butter, oil/ grease, sunscreen	Apply cornstarch as an absorbent, remove excess with a straight edge, clean up residual with dishwashing liquid and water.
Blood (dried)	Combine 1/4 cup dishwashing liquid and 1/2 cup - 1 cup ammonia per 4 liters water.
Chewing gum	Treat with isopropyl alcohol. Then clean with 1/4 cup dishwashing liquid per 4 liters water.
Chocolate	Combine 1/4 cup dishwashing liquid and 1/2 cup hydrogen peroxide per 4 liters water.
Ink	Treat with volatile solvent (acetone 100%). Then clean with soap and water and rinse thoroughly.
Iron Rust	Treat with CLR® and rinse thoroughly.
Mould or mildew	Combine 1/4 cup dishwashing liquid and 1 cup bleach per 4 liters water.
Wax	Apply heated iron over towel. Treat with isopropyl alcohol. Then clean with 1/4 cup dishwashing liquid per 4 liters water.
Wine	Combine 1/4 cup dishwashing liquid, 1/3 cup white vinegar and 1/2 cup - 1 cup isopropyl alcohol or hydrogen peroxide per 4 liters water.

Please note colours are a guide only, please refer to our swatch book for accuracy.