

# Nova HD

*Giant Telescopic  
Heavy Duty Umbrella*

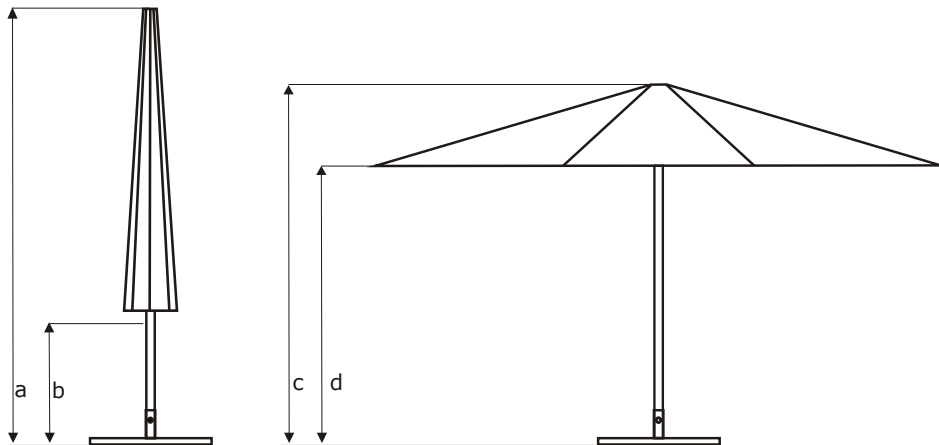
**This giant umbrella offers maximum shade protection for residential and commercial areas.**

- Telescopic mechanism opens and closes easily above furniture
- Extremely sturdy and robust – wind rated to 100km/h\*
- Huge canopies provide maximum shade protection
- Water repellent canopy offers rain protection
- Non-permanent installation – can be removed from mounting if required



100 km/h  
Wind Rating\*





### Canvas

Canopies are made of water repellent and UV-resistant 100% Solution Dyed Premium Acrylic Canvas (5 year warranty against fading).

Upgrade to 100% waterproof 650GSM welded PVC also available.

### Frames

Frames are made of Marine Grade Anodised Aluminium with a 3 year warranty against mechanical defects.

#### Frame Specifications

	3m sq	4m sq	5m oct	5m sq
Post (outside diameter x thickness x length) (mm)	94 x 4 x 2712	94 x 4 x 2912	94 x 4 x 2912	94 x 4 x 3032
Long arms (mm)	25 x 50 x 2.2	25 x 50 x 2.2	25 x 50 x 2.2	25 x 50 x 2.2

#### Dimensions of closed umbrella

a: Height (mm)	4090	4290	4290	4540
b: Closed canopy clearance (mm) (b)	2160	1460	1830	1000

#### Dimensions of open umbrella

c: Height (mm)	2930	3130	3130	3250
d: Canopy edge height (mm)	2420	2490	2360	2340

#### Weight

Umbrella (unboxed) (kg)	69	78	83	92
-------------------------	----	----	----	----

#### Packaging Dimensions

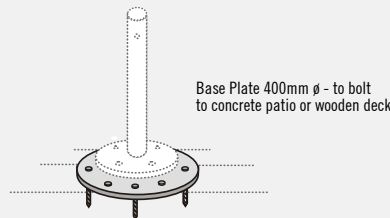
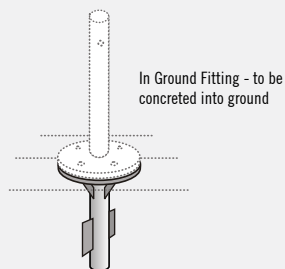
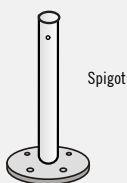
Total Length (inc post) (mm)	4180 x 460 x 460	4350 x 460 x 460	4350 x 460 x 460	4600 x 460 x 460
Weight (boxed umbrella) (kg)	80	92	97	110

#### Wind guidance\*

Installed wind rating (km/h)	100	90	90	80
------------------------------	-----	----	----	----

\*Refer website for more wind guidance information

#### Base and Installation Options



STRENGTHENED EXTRUDED ALUMINIUM MAST



TELESCOPING CRANK SYSTEM



DOUBLE REINFORCED JOINTS



HINGED SPIGOT INSTALLATION

