



INSTANT SHADE
UMBRELLAS



OWNER MANUAL

CAFE SERIES UMBRELLA RANGE

www.instantshadeumbrellas.com.au

INFORMATION & CARE INSTRUCTIONS

Your Instant Shade Umbrella is principally intended for use in low to moderate wind conditions and will provide you with many hours of protection from the sun and light rain. You will get maximum benefit from your umbrella when you use it in accordance with our instructions and in the weather conditions for which it was designed.

1. To open your umbrella, first partially spread open all canopy arms with your hands. Then locate the cord and pull down to fully open the umbrella. If you encounter any resistance when pulling the cord down, spread or shake open the canopy arms a bit more. Do not try to force the umbrella open using the cord.
2. Do not leave umbrella open when unattended.
3. Umbrella should be closed in adverse weather conditions.
4. Always secure your umbrella to an appropriate base.
5. If using a mobile base, ensure enough weight is applied to the base eg. sand bags or weight bags (taking into account the weather conditions).
6. Any modifications to your umbrella, except those made by an authorised Instant Shade Umbrellas agent, may invalidate the warranty.
7. Hose frame with water periodically (more frequently if you are in a salty or industrial environment).



8. The canopy can be washed with warm soapy water to remove marks.
9. Do not use bleach based detergents to clean the canopy.
10. Make sure umbrella is dry and clean prior to storing away for extended periods of time to prevent mould from developing.
11. Be careful when closing the umbrella to ensure that the canopy does not get caught or “pinched” by the umbrella arms. This is particularly important before storing the umbrella away for extended periods of time or if the umbrella is to be laid horizontally for storage. Wear and tear caused by “pinching” of the fabric by the umbrella framework is not covered by the warranty.
12. Inspect the installation fitting / base on a regular basis and tighten as necessary.

WIND DAMAGE

Please note that damages resulting from an accident, careless use, or weather-related conditions are not covered under warranty.

Please retain your Tax Invoice as proof of purchase for Warranty purposes



Weight bags recommended to stabilise base



Socket & sleeve installation recommended for extra stability

SPACER BUTTON INSTALLATION INSTRUCTIONS

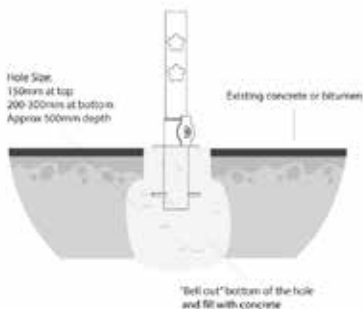
The Cafe Series umbrella features spacer buttons that **must be installed before use.** The spacers make the umbrella easier to open by spreading the canopy arms out slightly.

- 1- Locate your spacers, You'll find these in a small plastic bag attached to the mast.
- 2- Locate the hole on the underside of each support rib of the umbrella.
- 3- Push the spacer firmly into the hole on each rib. You may wish to use a small hammer.
- 4- Spacer button correctly installed.

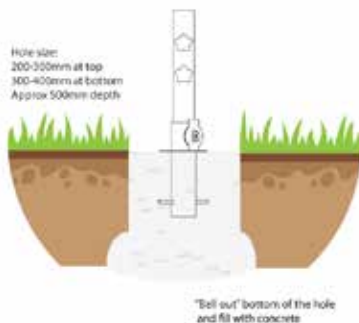


SOCKET AND SLEEVE INSTALLATIONS INSTRUCTIONS

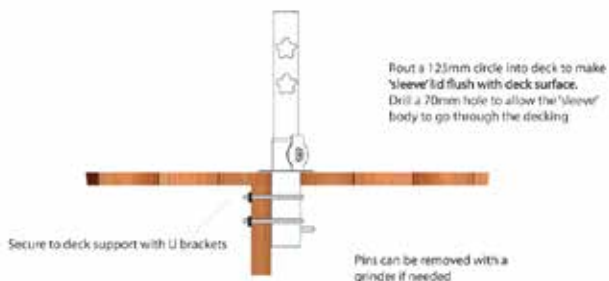
CONCRETE SLAB INSTALLATIONS:



SOIL INSTALLATIONS:



DECK INSTALLATIONS:



WARRANTY

Thank you for your purchase from Instant Shade Pty Ltd.

The benefits given by this warranty are in addition to all other rights and remedies in respect of the product which the purchaser has under the Trade Practices Act and similar State and Territory Laws. Nothing in this warranty will exclude, restrict or modify any conditions, warranty rights or liability implied in this purchase or protected by law where to do so would render this warranty void.

Warranty Period

- The warranty on the frame is three (3) years for residential and commercial use.
- The warranty against fading of Acrylic canvas is ten (10) years for residential use.
- The warranty against fading of Acrylic canvas is five (5) years for commercial use.
- The warranty against fading of Polyester canvas is four (4) years for residential & commercial use.
- The warranty against fading of Olefin canvas is two (2) years for residential & commercial use.
- The warranty against fading of PVC (vinyl) is three (3) years for residential & commercial use.
- The warranty against fading on Printing is one (1) year.

FRAME Warranty Conditions - PLEASE READ CAREFULLY

1. The warranty covers manufacturer's faults and defects only.
2. The frame warranty covers the umbrella frame and mechanics and internal components. It does not include accessories such as installation fittings.
3. The warranty does not cover damage caused by wind or adverse weather conditions, fair wear and tear, accidents, misuse, fire, flood, hail, earthquakes or other natural disasters, or alterations or repairs by any other than an authorised agent of Instant Shade Umbrellas.
4. The warranty for all Powder Coat finishes is one (1) year. This warranty includes peeling, flaking, bubbling and significant fading of the powder coating.
5. The warranty for all umbrella bases and installation fittings/accessories is one (1) year. This warranty covers manufacturers defects only.
6. RUST DISCLAIMER: Rust is a natural part of the ageing process for steel. Our steel products have rust inhibitors applied but may require maintenance over time. Early signs of rust should be removed and rust proofing agents such as "Gal-Spray" should be applied periodically. The anti-rust warranty for all steel components is one (1) year.
7. The umbrella must be used with a suitable base with a suitable amount of weight applied, or be correctly installed with an appropriate installation fitting. If installed, this warranty is valid only for installations made by Instant Shade Umbrellas, or an authorised agent, or if installed by the customer, the installation must be carried out exactly as required in the instructions that are supplied with the umbrella or available on our website.
8. In the case of installations, the owner is to ascertain position of all underground pipes and electrical wires and notify installer of any obstacles. Although all care will be taken, no responsibility can be accepted for any damage during installation.
9. Instant Shade Umbrellas or its authorised agent may offer advice, but accepts no responsibility as to the ultimate positioning of the umbrella.
10. For rotating umbrellas, this warranty is valid only if the revolving lock is engaged securely at all times, as shown in the operation guidelines provided.
11. The warranty is valid only if the umbrella is put up and collapsed as per the instructions in the umbrella manual.
12. If the umbrella is to be transported, it must be dismantled and adequately packaged (preferably with canopy and frame wrapped separately) to avoid damage during transit. If damage is incurred as a result of insecure packing, this is outside our warranty provision.

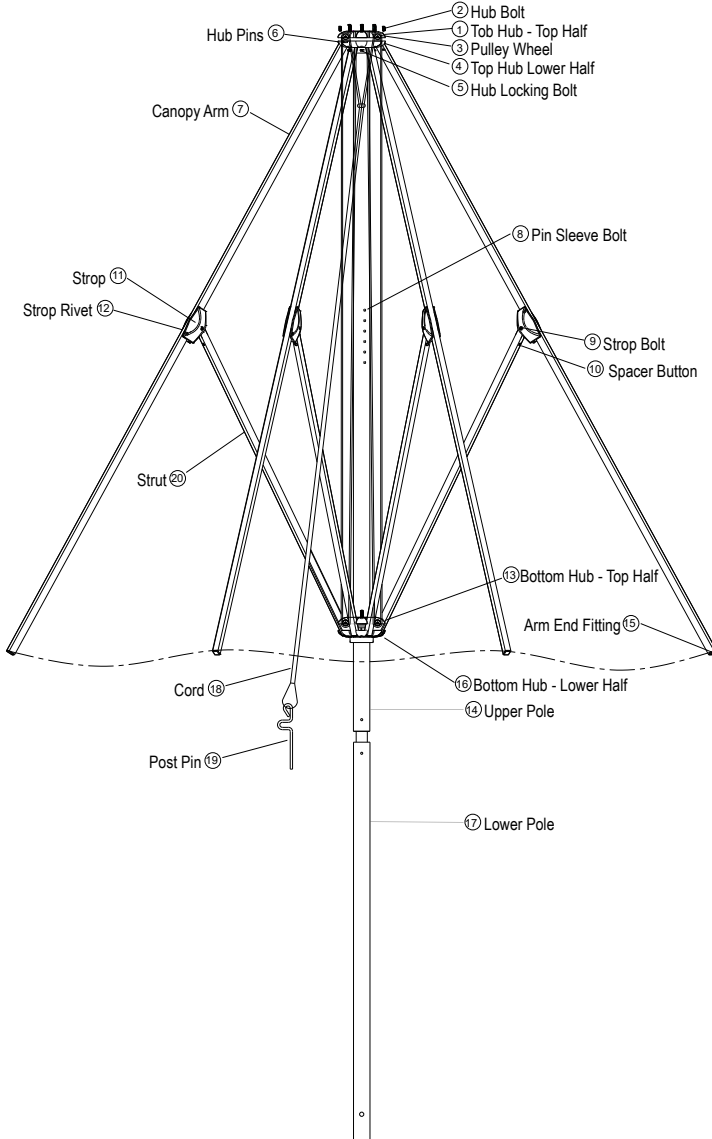
CANVAS Warranty Conditions - PLEASE READ CAREFULLY

1. The canvas warranty is a Limited Manufacturer's Warranty, which is passed on by Instant Shade Umbrellas.
2. The canvas warranty covers the canopy canvas only. It specifically excludes items such as thread, zips, velcro, webbing and binding used in canopy fabrication. The warranty for these items is one (1) year.
3. The canvas warranty covers fading only. This means the canvas will retain a light-fastness rating of 6-8 on a 1-8 scale (ie. No significant fading) for the duration of the warranty period. Colours utilising Red and Yellow pigment (eg. Red, Yellow, Orange, Pink, etc.) will retain a light-fastness rating of 5-7 on a 1-8 scale for the duration of the warranty period.
4. The warranty does not apply against any deterioration of any kind due to wind or weather related damage, misuse, burns, negligence, vandalism, perforations or stains due to environmental pollution, and fair wear-and-tear.
5. This canvas warranty extends specifically to the replacement of fabric only and excludes the work and installation of others and also excludes other fittings and hardware. Other costs such as re-making a canopy, dismantling, transport, re-erection, travelling costs and consequential loss are excluded from this warranty.
6. If the umbrella is to be transported, it must be dismantled and adequately packaged (preferably with canopy and frame wrapped separately) to avoid damage during transit. If canvas damage is incurred as a result of insecure packing, this is outside our warranty provision.
7. When closing the umbrella for extended periods of time, the canopy must be folded in such a way as to avoid "pinching" of the canvas in the umbrella ribs/arms. Wear and tear caused by "pinching" of the fabric by the umbrella framework is not covered under the warranty.
8. Proper care and cleaning should be taken to ensure the life of outdoor fabrics. For regular care and maintenance, excessive dirt should be brushed from the fabric using a soft brush; the fabric should then be sprayed with warm water (not exceeding 100°F / 40°C) and air-dried. Periodically the fabric should undergo a more thorough cleaning. Again, brush fabric with a soft bristled brush, spray with warm water then apply a gentle natural soap, rinse thoroughly and air-dry.
9. The canvas should never be stored or stowed while wet, always ensure fabric is thoroughly dried before storing for extended periods.
10. Any early signs of mould and mildew must be removed immediately.

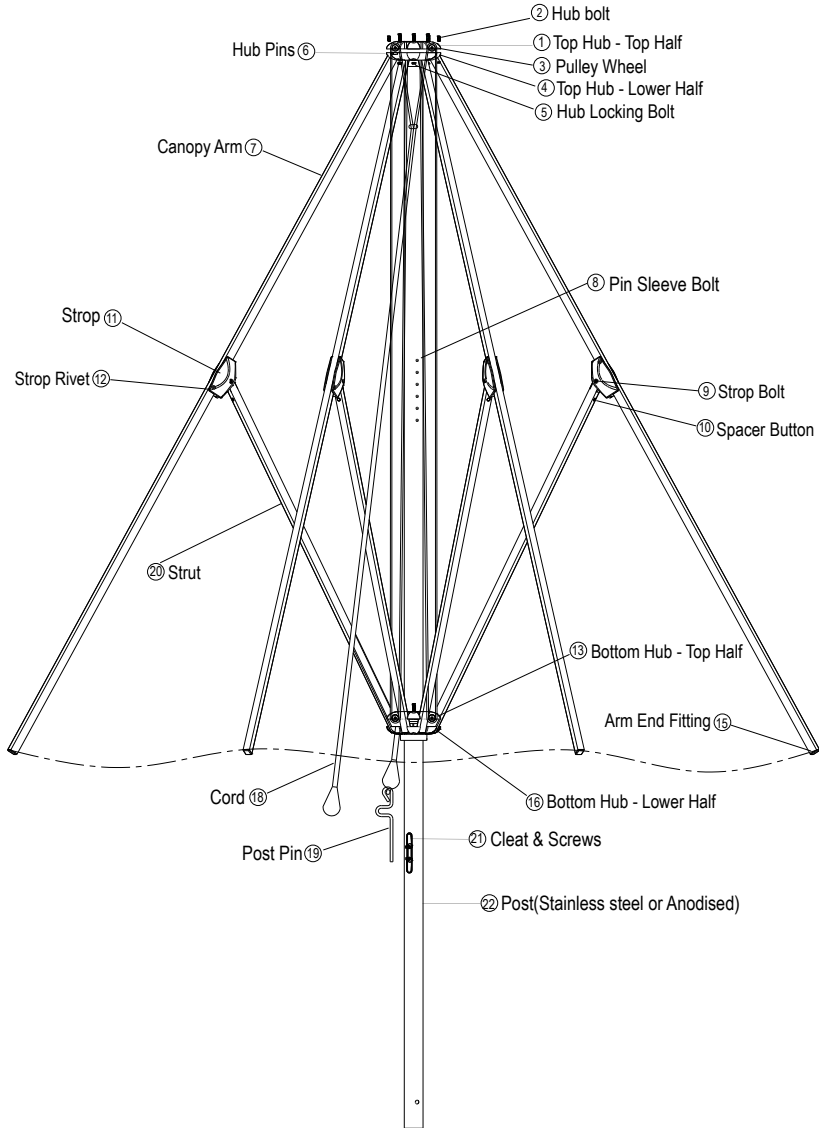
General Warranty Conditions - PLEASE READ CAREFULLY

1. The warranty applies to the original purchaser only. Proof of purchase must be provided.
2. In the case of repairs to the umbrella being required (regardless of whether the repairs are covered under warranty) the warranty covers the provision of replacement parts only. The cost of labour to install the replacement parts, or transportation to/from Instant Shade Umbrellas for any repairs is to be paid by the claimant.
3. This warranty is the only express warranty given by Instant Shade Umbrellas. No person has the authority to change or add to these obligations and liabilities without Instant Shade Umbrellas approval in writing.
4. Instant Shade Umbrellas reserves the right to determine whether or not fault is caused by faulty workmanship or material or that any part is defective, and should a warrantable fault be determined, will refinish, repair or replace any part or product at its own discretion.

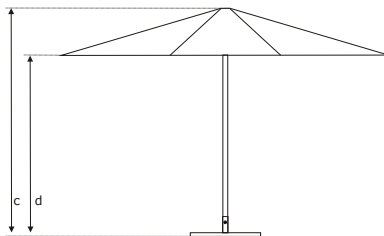
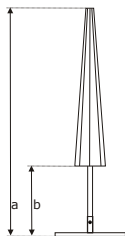
PARTS DIAGRAM - 2M SQ & 2.8M OCT



PARTS DIAGRAM - 3M SQ & 4.2M OCT



CAFE SERIES UMBRELLA RANGE



2m Square



2.8m Octagonal



3m Square



4.2m Octagonal

*All measurements are rounded

Component Specifications

Post (outside diameter x thickness x length) (mm)	40 x 2 x 2600	40 x 2 x 2600	50 x 2 x 2900	50 x 2 x 2900
Long arms (mm)	18 x 24 x 1.2	18 x 24 x 1.2	30 x 18 x 1.2	30 x 18 x 1.2
Opening mechanism	Rope & Pin	Rope & Pin	Rope & Pin	Rope & Pin

Dimensions of closed umbrella

Height (mm) (a)	2600	2600	2900	2900
Closed canopy clearance (mm) (b)	1000	1000	750	750

Dimensions of open umbrella

Height (mm) (c)	2600	2600	2900	2900
Canopy edge height (mm) (d)	2050	2050	2100	2100

Weight

Umbrella (unboxed) (kg)	6.5	9.5	14.5	16.5
-------------------------	-----	-----	------	------

Packaging Dimensions

Total Length (inc post) (mm)	1670 x 205 x 205	1670 x 205 x 205	2960 x 230 x 230	2960 x 230 x 230
Weight (boxed umbrella) (kg)	9.5	13	18	21.5

Accessories

(1) Base Plate (mm)	500 x 500	500 x 500	600 x 600	600 x 600
(2) In-ground Sleeve (mm)	40 adaptor	40 adaptor	50 adaptor	50 adaptor
Protective Cover	Small	Small	Medium	Medium

