

NOVA HD

Giant Telescopic Umbrella

The H.D. stands for HEAVY DUTY...

...and heavy duty is what you get. This giant umbrella offers maximum shade protection for residential and commercial areas. The canopy arms are super-strong (50 x 25 x 2.2mm reinforced aluminium extrusion) and are connected to an impressive 90mm mast with no less than six internal reinforcing channels for extra strength. The Nova HD is quite simply the best non-permanent umbrella shade solution on the market today.

Features

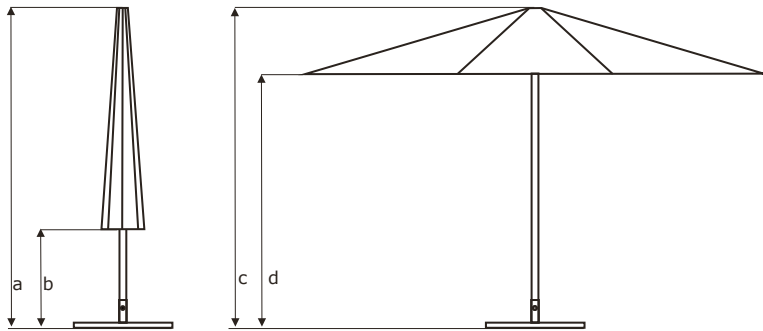
- Maintenance-free, long-life winding handle system
- All materials are fully corrosion resistant
- Telescopic mechanism opens and closes easily above furniture
- Extremely sturdy and robust – wind rated to 80km/h
- Huge canopies provide maximum shade protection
- Water repellent canopy also offers rain protection
- Multiple umbrellas can be joined with removable gutter system
- Non-permanent installation – can be removed from mounting if required



FREECALL 1800 08 33 00
www.instantshadeumbrellas.com.au



**INSTANT SHADE
UMBRELLAS**





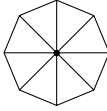
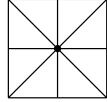
Telescopic opening mechanism



All parts easily repaired/replaced



Easily interchangeable canopies

				
	3m sq	4m sq	5m oct	5m sq
Frame Specifications				
Post (outside diameter x thickness x length) (mm)	94 x 4.0 x 2712	94 x 4.0 x 2912	94 x 4.0 x 2912	94 x 4.0 x 3032
Long arms (mm)	25 x 50 x 2.2	25 x 50 x 2.2	25 x 50 x 2.2	25 x 50 x 2.2

Dimensions of closed umbrella

Height(mm) (a)	4090	4290	4290	4540
Closed canopy clearance (mm) (b)	2160	1460	1830	1000

Dimensions of open umbrella

Height(mm) (c)	2930	3130	3130	3250
Canopy edge height (mm) (d)	2420	2490	2360	2340

Weight

Umbrella (unboxed) (kg)	69.00	78.00	83.00	92.00
-------------------------	-------	-------	-------	-------

Packaging Dimensions

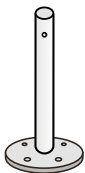
Total Length (inc post) (mm)	4180 x 460 x 460	4350 x 460 x 460	4350 x 460 x 460	4600 x 460 x 460
Weight (boxed umbrella) (kg)	80.00	92.00	97.00	110.00

Colour Range

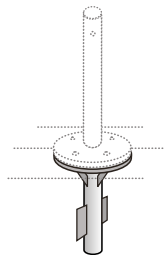
100% Solution Dyed Acrylic Canvas

Natural
Tan
Slate
Smoked Tweed
Black
White/Cream
Yellow
Pacific Blue
Red
Forest Green
Sailors Navy
Burgundy
Chocolate Brown

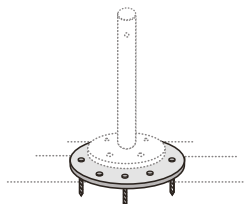
Base and Installation Options



Spigot



In Ground Fitting - to be concreted into ground



Base Plate 400mmØ - to bolt to concrete patio or wooden deck²

Visit our Showroom

51 Capella Crescent, Moorabbin VIC
Freecall 1800 08 33 00
info@instantshade.com.au

Available Australia Wide

Check our website for a distributor near you
www.instantshadeumbrellas.com.au